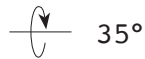




Technical Application Guide for RENLUX LED Track Light

RXDL77-45W

Introduction



RENLUX COB downlight is unique designed with reflector and Citizen COB high power LED chip. ADC12 die-casting aluminium profile provides excellent thermal dissipation. Adjustable lighting direction provides all possible lighting effects. Isolated driver solution both in dimmable and non-dimmable version achieves great dimming compatibility with worldwide brand dimmers.

- Up to 70% energy saving compared to standard CFL
- Long lifetime of 40,000 hours
- Dimmable when using triac dimmer
- 24°/36°/60° wide beam angle
- Ø160-170mm cutout
- CCT: 2700K 3000K 4000K 5000K
- No UV/IR light
- Environment friendly, without Mercury or any other hazardous substances

Application notes

- IP20 for indoor use only
- Professional electrician for installation only
- Switch off before installation
- Do not touch when in use
- Keep away from hot steam and corrosive gas

Application Areas

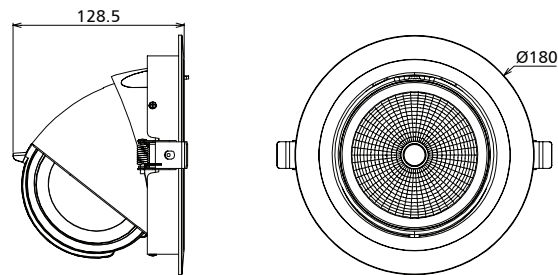
It is designed for general lighting applications in office, supermarket, shop, school, hotel, etc. It is also widely used for public areas, such as stairway, lobby, reception, corridors etc.

Certificates

CE RoHS



Product Information



Technical Specifications

Model	Voltage	Power	Power Factor	Lumen (±5%)	Beam angle	CCT	Lifespan	CRI	Dimmable	Dimension
RXDL77-45W	AC230V	45W	≥0.9	4725	24°/45°/60°	2700K	40000h	≥80	No	Ø180*128.5mm cutout Ø165-170mm
RXDL77-45W	AC230V	45W	≥0.9	4815	24°/45°/60°	3000K	40000h	≥80	No	Ø180*128.5mm cutout Ø165-170mm
RXDL77-45W	AC230V	45W	≥0.9	5020	24°/45°/60°	4000K	40000hs	≥80	No	Ø180*128.5mm cutout Ø165-170mm
RXDL77-45W	AC230V	45W	≥0.9	5080	24°/45°/60°	5000K	40000h	≥80	No	Ø180*128.5mm cutout Ø165-170mm
RXDL77-45W-D	AC230V	45W	≥0.9	4600	24°/45°/60°	2700K	40000h	≥80	Yes	Ø180*128.5mm cutout Ø165-170mm
RXDL77-45W-D	AC230V	45W	≥0.9	4725	24°/45°/60°	3000K	40000h	≥80	Yes	Ø180*128.5mm cutout Ø165-170mm
RXDL77-45W-D	AC230V	45W	≥0.9	4900	24°/45°/60°	4000K	40000h	≥80	Yes	Ø180*128.5mm cutout Ø165-170mm
RXDL77-45W-D	AC230V	45W	≥0.9	4950	24°/45°/60°	5000K	40000h	≥80	Yes	Ø180*128.5mm cutout Ø165-170mm

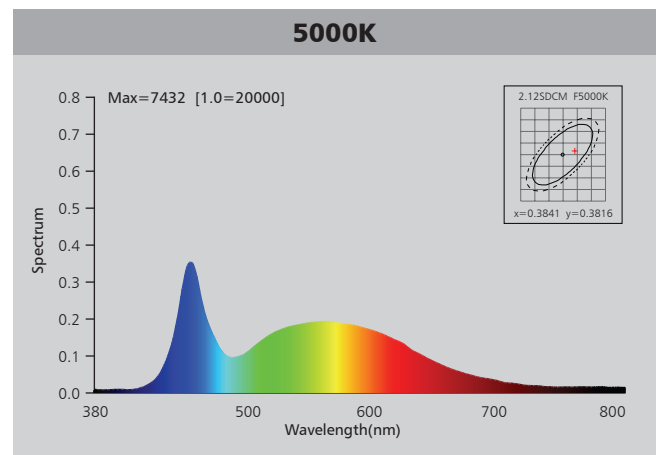
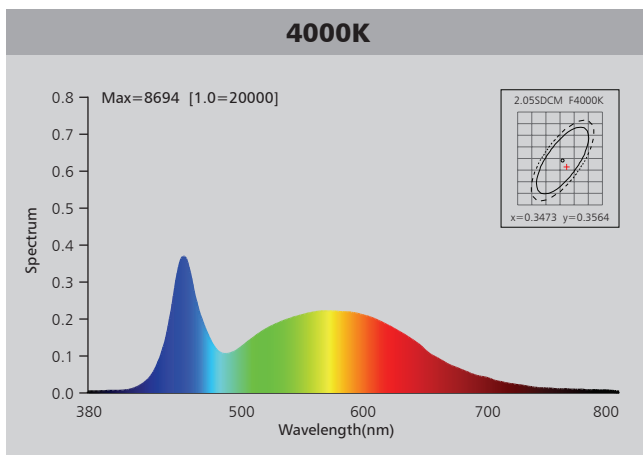
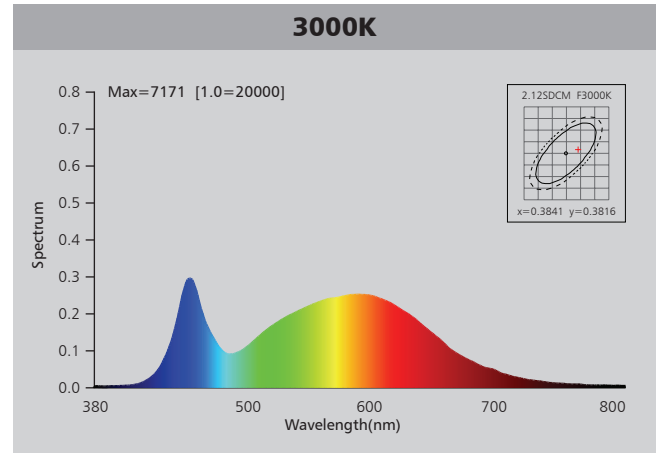
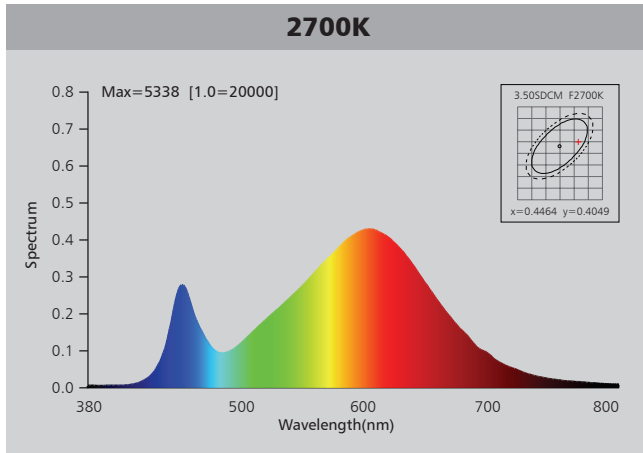
Driver data Sheet

Driver data	DIM	Non dim
Input rated Voltage	AC230V	AC230V
Frequency	50Hz	50Hz
Input Voltage	AC200-240V	AC200-240V
Efficiency	≥84%	≥87%
Total load Wattage	45W±5%	45W±5%
Power Factor	≥0.9	≥0.9
Rated input current	≤0.25A	≤0.25A
Full load output Voltage	DC23-40V	DC25-42V
Rated output current	1050mA	1050mA
Output current range	1050mA±5%	1050mA±5%
Power tolerance	±5%	±5%
Current output tolerance	±5%	±5%
Dimming range	8%-100%	—
Dimmer	Triac dimmers	—
THD	<18%	<18%
Short circuit protection	PASS	PASS
Over voltage protection	PASS	PASS
Over temperature protection	PASS	PASS
Withstand voltage	AC3750V	AC3750V

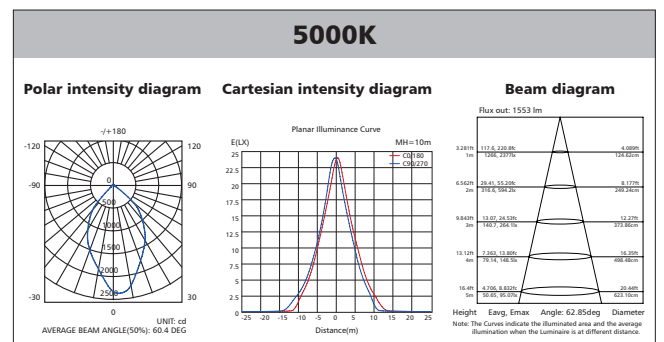
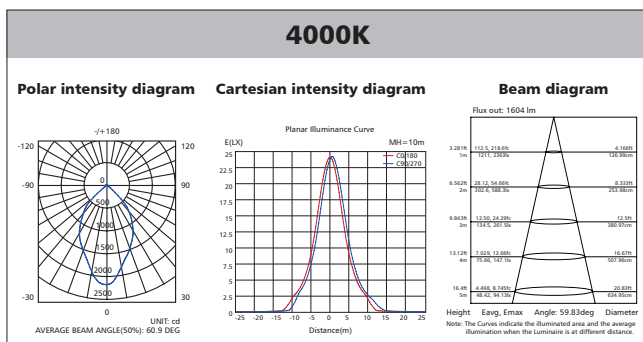
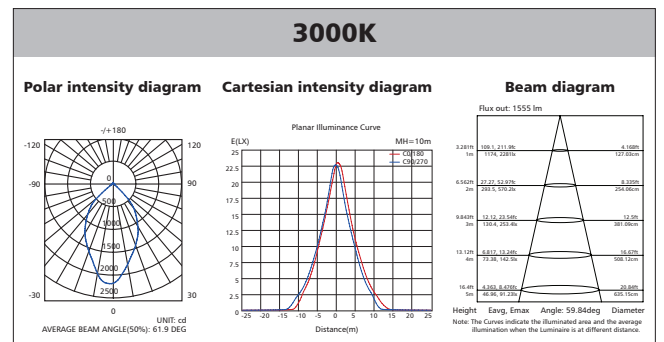
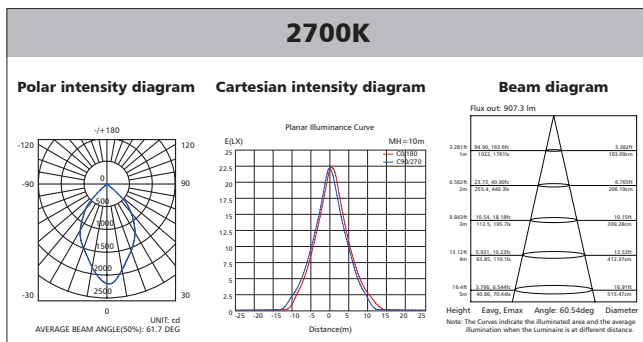
Fixture Compatibility

Rated Wattage	Electrical Classification	Ingress Protection	Operating Temp	Operating Humidity	Storage Temp
45W	II	IP20	-20°C~45°C	0~90%	-20°C~65°C

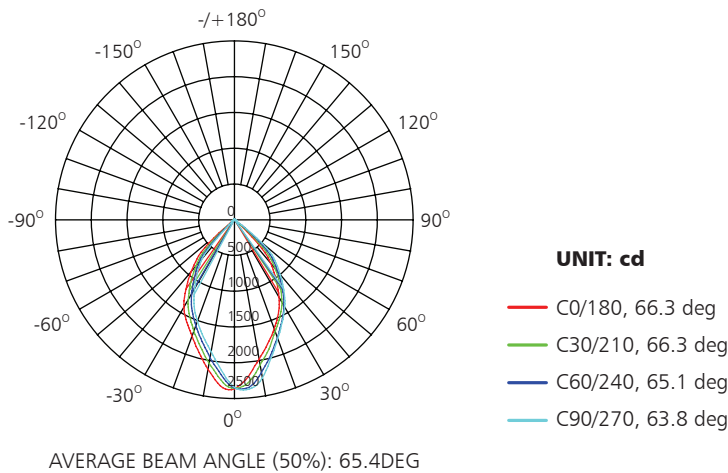
Spectral Distribution



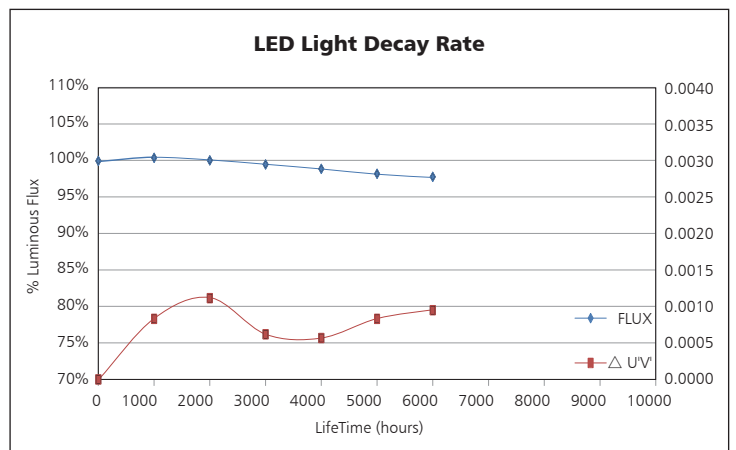
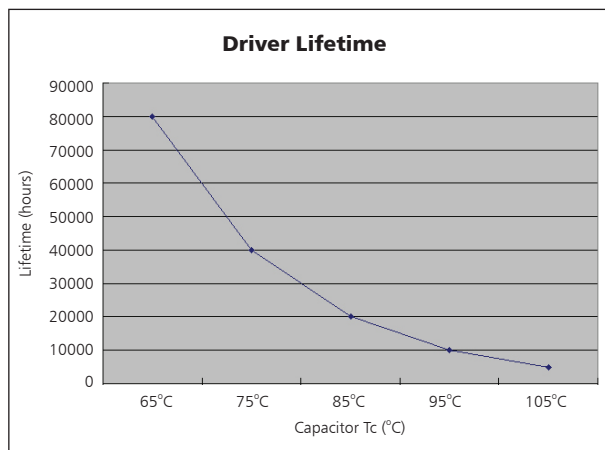
Photometric Diagram



Polar Diagram Comparison

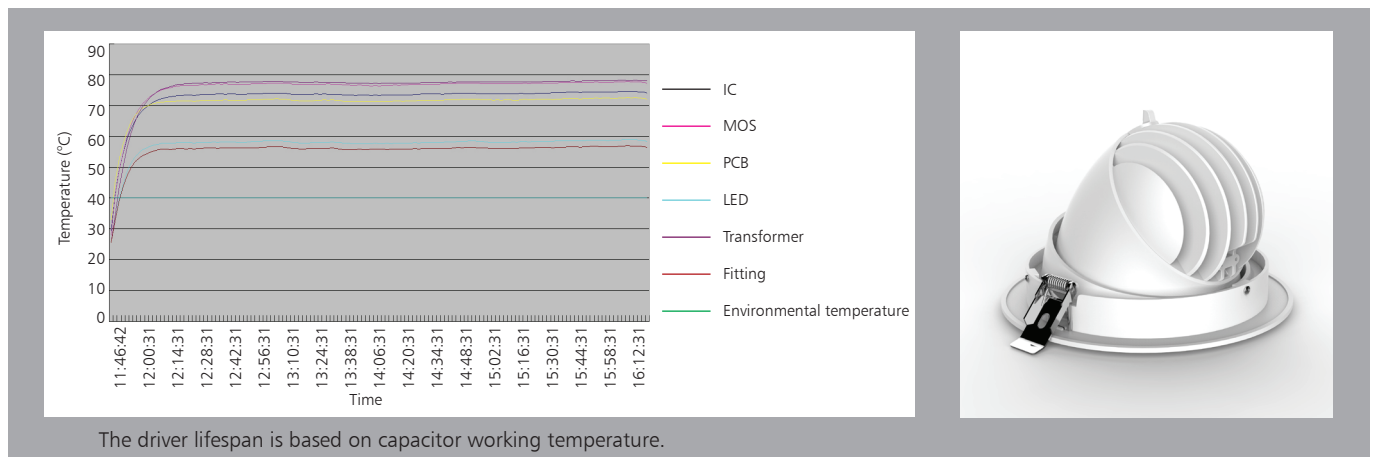


Driver lifetime & LED light decay rate



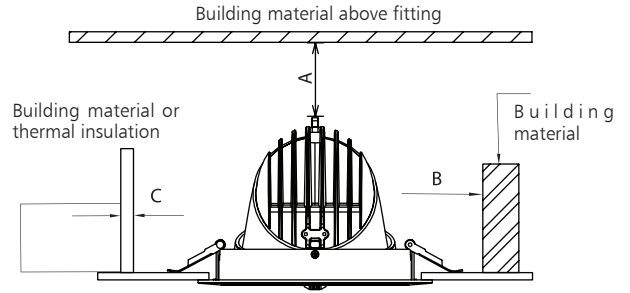
Temperature

- The testing is operated at 25°C
- The lifetime of capacitor, minimum of 5,000 hours if operated at 105°C, will be doubled whenever the temperature drops 10°C
- The highest withstand temperature of IC, MOS could be 120°C
- The highest withstand temperature of LED junction temperature is 150°C



Installation

Install requirements	
A-gap above the fitting	25mm
B-gap to the building material	25mm
C-gap to the thermal insulation	25mm



<p>Ceiling Opening</p> <p>1</p>	<p>Connect Power supply</p> <p>2</p>
<p>A. Hold back spring clips</p> <p>B. Push downlight into position</p> <p>3</p>	<p>Finish</p> <p>4</p>

Packaging Information

	SIZE(CM)	N.W/pc (KGS)	G.W.(KGS)	Q'TY(PCS)
Carton	61.5*41.5*32	1.15	16.8	12

